




















## Village of Webberville Dashboard

<b>Fiscal Stability</b>	<b>Prior</b>	<b>Current</b>	<b>Progress</b>
Annual expenditures per capita	570	551	
Fund balance as % of annual expenditures	89%	106%	
Debt burden per capita	234	146	
Ratio of employees to retirees	4:1	4:1	
Number of services delivered via cooperative venture	4	4	
% Funding of Pension System	87%	96%	

<b>Public Safety</b>	<b>2011</b>	<b>2012</b>	<b>Progress</b>
Original Complaints	276	287	
Physical Arrests	85	51	
Traffic Stops	817	674	

<b>Economic Strength</b>	<b>Prior</b>	<b>Current</b>	<b>Progress</b>
% of community with access to high speed broadband	100%	100%	
Number of Businesses	34	36	
Average age of critical infrastructure (years)	34	35	

<b>Legend</b>	
	Performance improving
	Performance staying about the same
	Performance declining

<b>Quality of Life</b>	<b>Prior</b>	<b>Current</b>	<b>Progress</b>
Miles of sidewalks and non-motorized trails per mile of local roads	2.36	2.36	
% of GF budget committed to arts, culture & recreation	0.01%	0.01%	
Acres of park	0.4	0.4	
% of Drinking Water Standards Met	100%	100%	
% of community with curbside recycling	0%	0%	